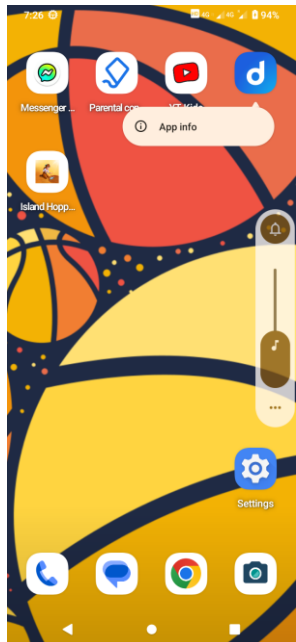


Android Dayforce App

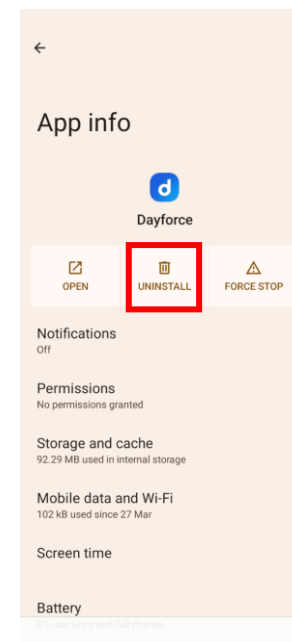


In case you have participated in the testing or training you **must delete the Dayforce App** first and **redownload it again** to ensure you are in the right environment

I. Click long on the Dayforce app
and click **App Info**



II. Click on **Uninstall App**




Android Dayforce App



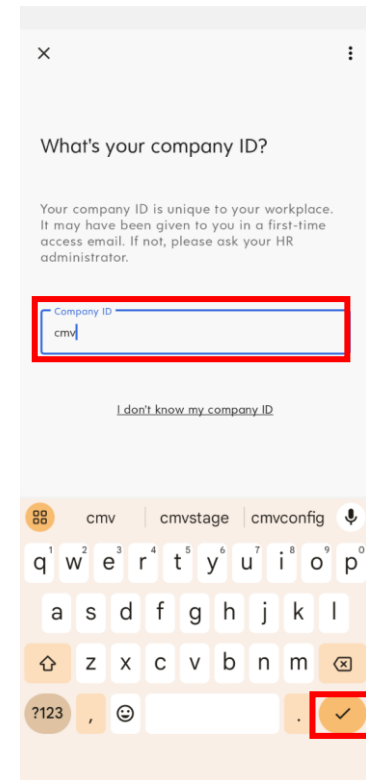
1. Download the Dayforce App



2. Open the App and click **Log In**



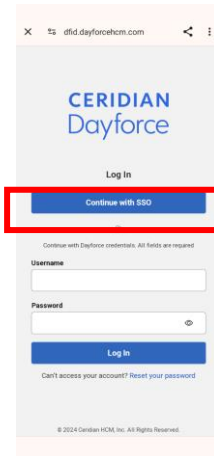
3. Enter “**cmv**” in Company ID and click **confirm (tick)**



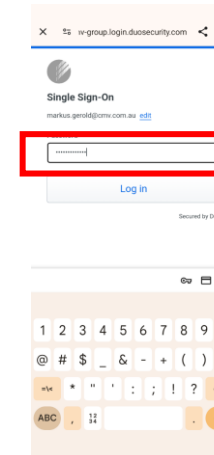
Android Dayforce App



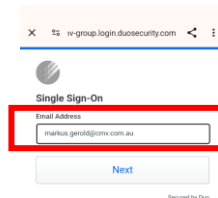
4. Click on **Continue with SSO**



6. Enter your CMV email password and click **Log in**

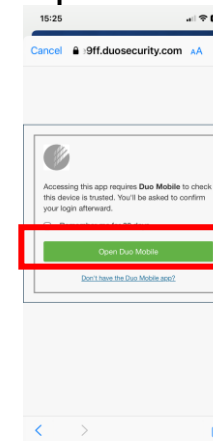


5. Enter your CMV email address and click **Next**



Example:
markus.gerold@cmv.com.au

7. Duo will open up . Click open Duo



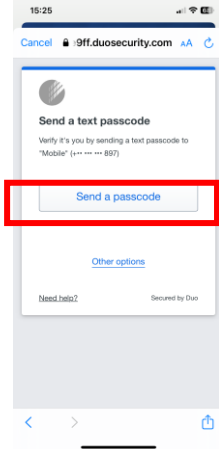
UP

Version 3 - 24/4/24

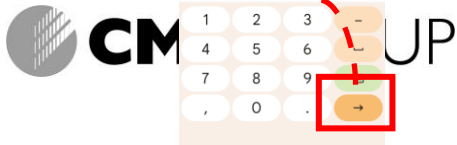
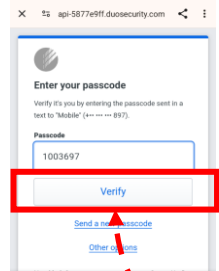


Android Dayforce App

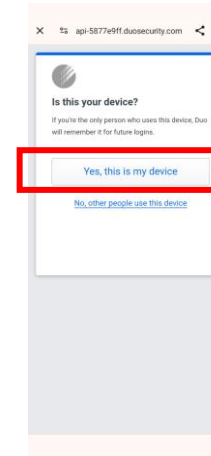
8. Duo will prompt your verification method.
Click **Send a passcode**



9. Enter the Passcode received via text message) email address and click **1 Arrow & Verify**



10. Click **Yes, this is my device**



11. Duo will confirm success and you are logged into Dayforce mobile app

