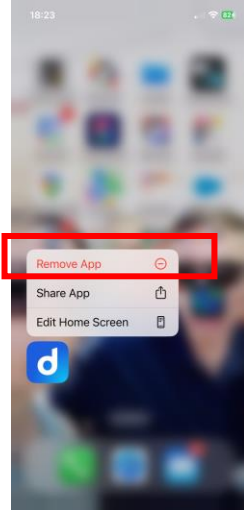


iOS Dayforce App

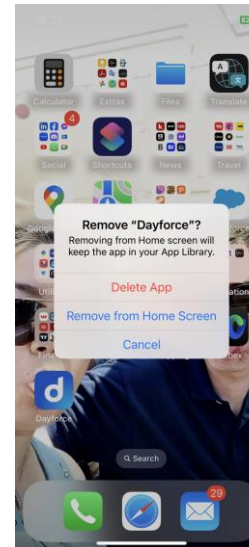


In case you have participated in the testing or training you **must delete the Dayforce App first and redownload it again** to ensure you are in the right environment

I. Click long on the Dayforce app and click **remove app**



II. Click **Delete App**





iOS Dayforce App

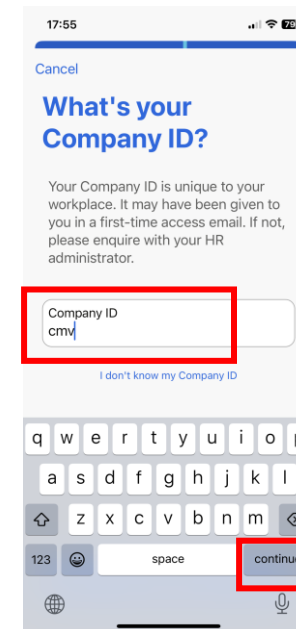
1. Download the Dayforce App




2. Open the App and click **Log In**



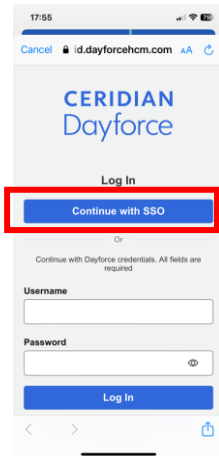
3. Enter **cmv** in Company ID and click **continue**



iOS Dayforce App



4. Click on **Continue with SSO**



6. Enter your CMV email password and click **Log in**

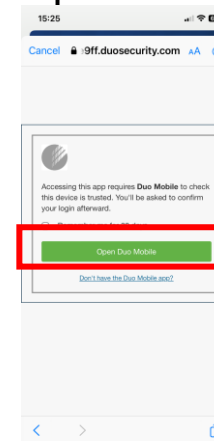


5. Enter your CMV email address and click **Next**



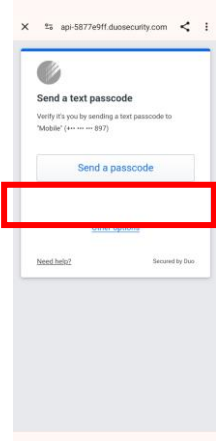
Example:
markus.gerold@cmv.com.au

7. Duo will open up . Click open Duo


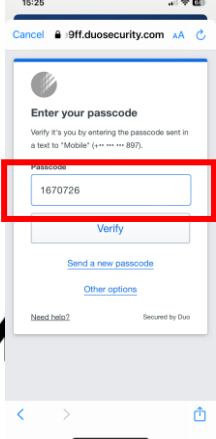


iOS Dayforce App

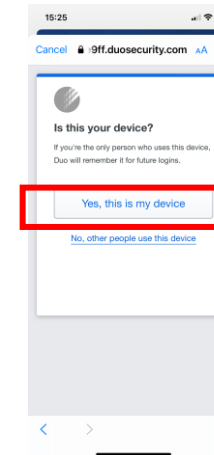
8. Duo will prompt your verification method.
Click **Send a passcode**



9. Enter the Passcode received via text message) email address and click **Verify**



10. Click **Yes, this is my device**



11. Duo will confirm success and you are logged into Dayforce mobile app

